

jota kit 1411
CHAMFER CLASSIC
acc. to Dr. Bartling

**Step by Step Chamfer Preparation
for Ceramic Restorations**

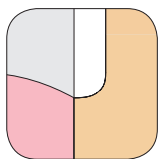
- › Marking of Depth
- › Occlusal reduction
- › Axial reduction
- › Interproximal trimming



jota kit 1411

CHAMFER CLASSIC

acc. to Dr. Bartling



The chamfer preparation is considered as a tooth-protecting preparation procedure with sufficient preparation margins. In addition the preparation time is considerably reduced compared with a 90° shoulder preparation.



881.FG.014 / 801.FG.018
According to the preparation guidelines the



881.FG.012
Approximale chamfer preparation



881.FG.014
Marking of the axial depth



881.FG.012
Palatinal/ lingual beveling (reworking the edge)



526.FG.023



881.FG.014
Axial finishing



881.FG.014
Reduction of the marked axial area and preparation of the chamfer



525F.FG.012
Occlusal finishing as well as edge refinishing



862.FG.010
Approximal groundwork to avoid damages on



The final preparation



Successful results can only be achieved if the preparation guidelines and framework thicknesses mentioned by the ceramic manufacturer are strictly observed.

Preparation anterior tooth:



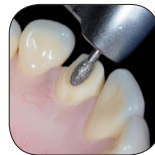
881.FG.014 / 801.FG.018
Start with marking the occlusal depth



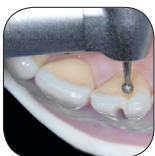
881.FG.012



881.FG.014 / 881.FG.012



833.FG.023



801.FG.018
Marking of the lingual/ palatinal depth



881F.FG.014
Finishing of the labial areas



881.FG.014
Reducing of the labial area and preparing of the labial and lingual/palatinal chamfers.



833F.FG.023
Finishing of the lingual/palatinal areas as well as refining of the incisal edges











862.FG.010
Approximal chamfer preparation



The final preparation

jota kit 1411
CHAMFER CLASSIC
acc. to Dr. Bartling

801.FG.018		 250'000
833.FG.023		 190'000
833F.FG.023		 190'000
862.FG.010		 300'000
881.FG.012		 300'000

881.FG.014		 300'000
881F.FG.014		 300'000
525F.FG.012		 300'000
526.FG.023		 190'000



"The Rotary Instruments from JOTA are part of my dental surgery since ever - I can't imagine my work without. The cutting quality and durability impress me over and over again. It was a great experience to jointly develop this chamfer classic kit with JOTA. Designed for all-ceramic restorations, a preparation with the kit contributes significantly to the stability of the finished crown or bridge. A step by step procedure helps both, students and experienced Dentists to achieve best results."

JOTA-Dealer

108002.5950.0214 - 02/2013